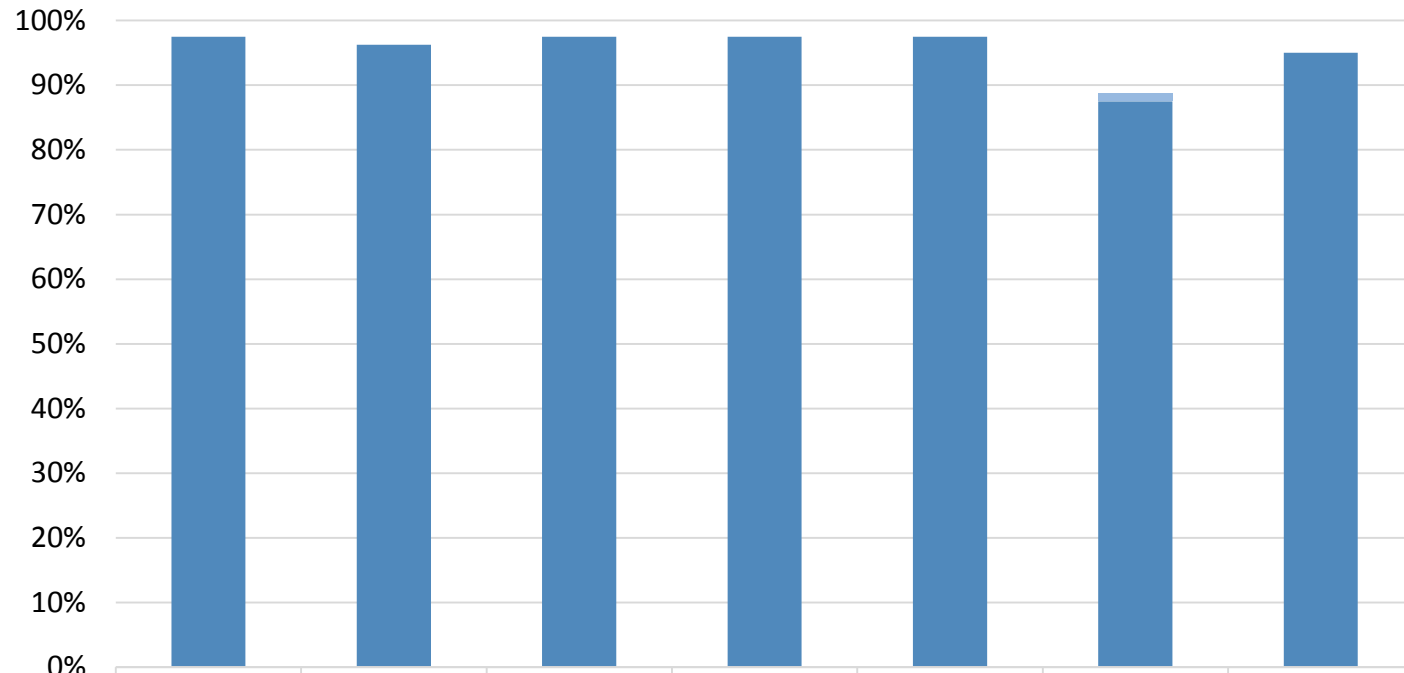


Immunization Rates - Fall 2016

How many kids at Barlow/CCCC are vaccinated?*



	DTaP	Polio	Varicella	MMR	HepB	HepA	Hib
■ % Nonmedical Exemptions	0%	0%	0%	0%	0%	1%	0%
■ % Vaccinated	98%	96%	98%	98%	98%	88%	95%

Number of children at the school**: **80**

Percent of children with no immunization or exemption record: **0%**

Percent of children with a medical exemption for one or more vaccine(s): **0%**

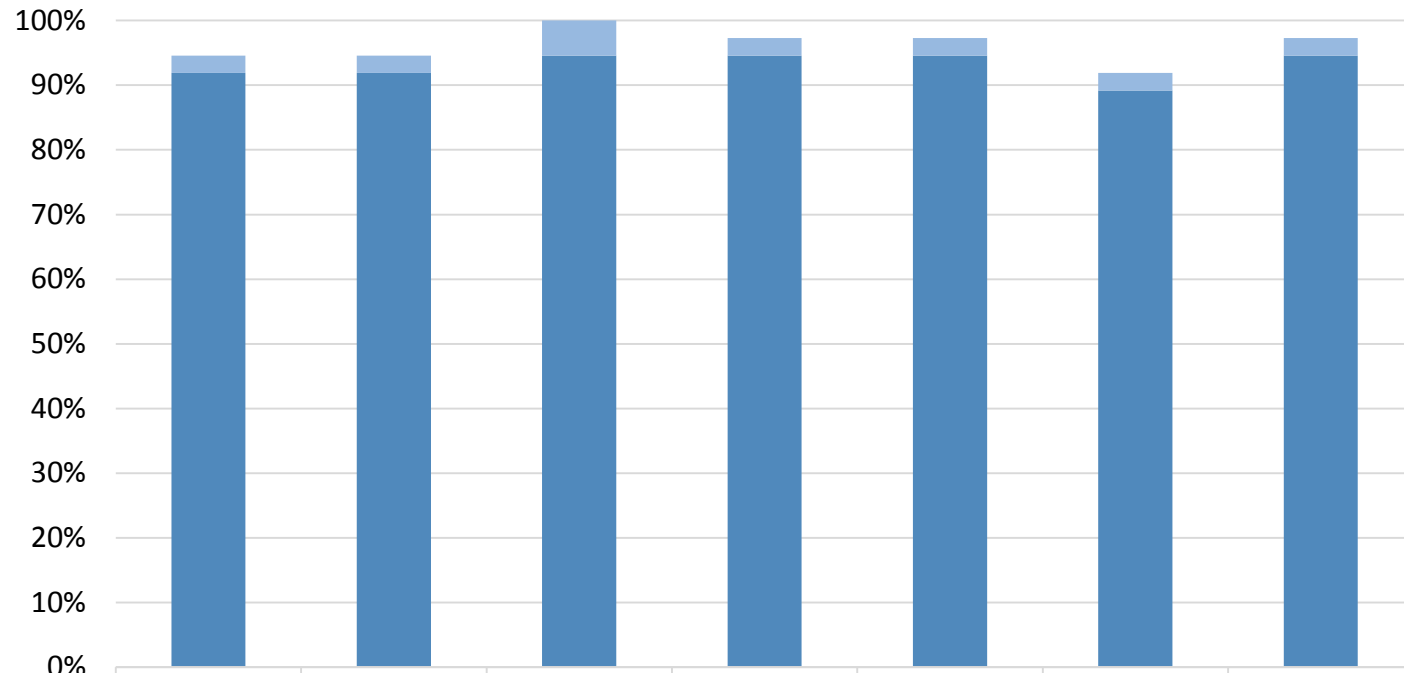
* Not all immunizations are required for all grades. These numbers may not total 100% if some children have medical exemptions, or are incomplete or in process with immunizations but do not need an exemption because they are on schedule.

There is/are also **0 child(ren) enrolled for whom immunizations are not required to be reported because their records are tracked by another site or they attend fewer than 5 days per year.

There is/are also **0 child(ren) 18 months of age or younger who are not required to be finished with their pre-school vaccines because of their age.

Immunization Rates - Fall 2016

How many kids at Cascade Heights/CCCC are vaccinated?*



	DTaP	Polio	Varicella	MMR	HepB	HepA	Hib
■ % Nonmedical Exemptions	3%	3%	5%	3%	3%	3%	3%
■ % Vaccinated	92%	92%	95%	95%	95%	89%	95%

Number of children at the school**: **37**

Percent of children with no immunization or exemption record: **0%**

Percent of children with a medical exemption for one or more vaccine(s): **0%**

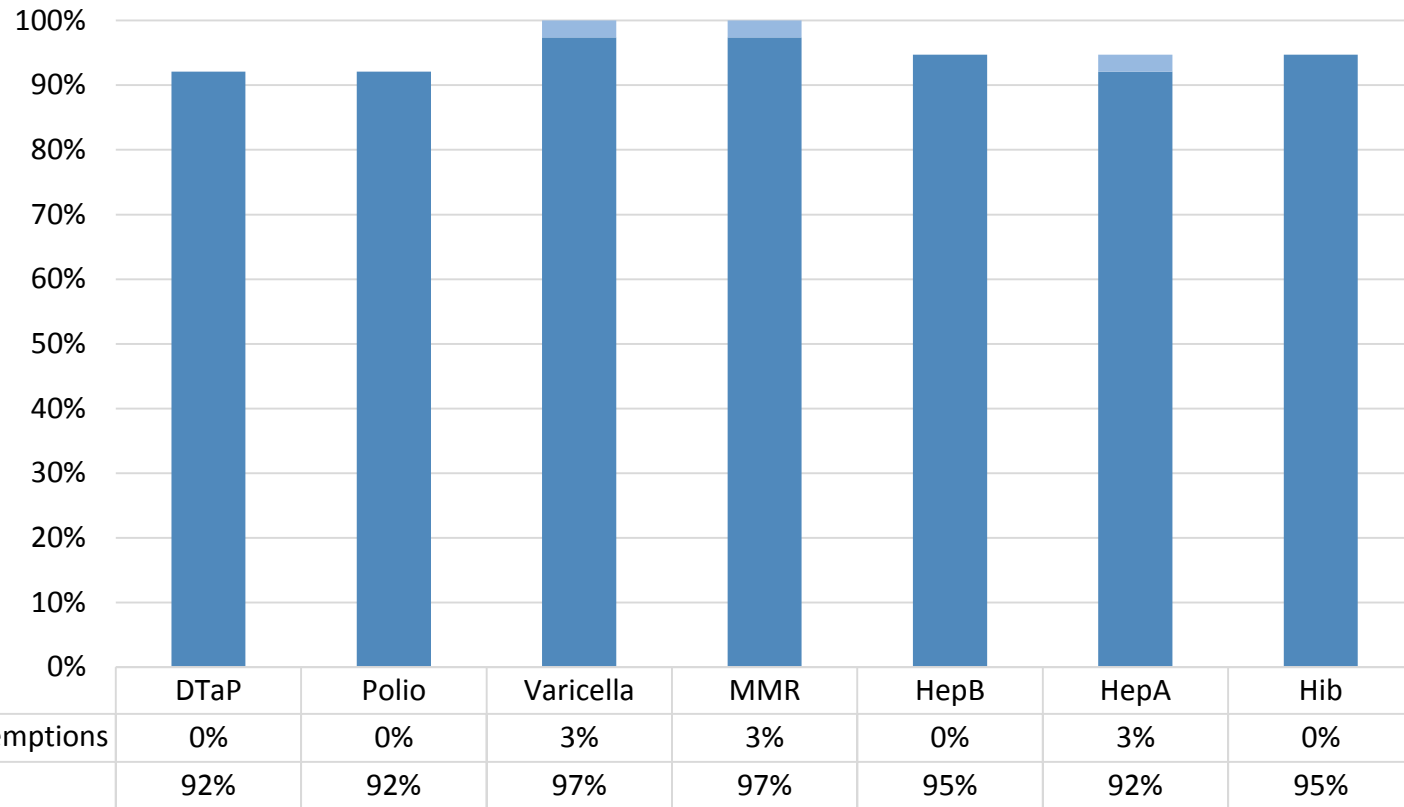
* Not all immunizations are required for all grades. These numbers may not total 100% if some children have medical exemptions, or are incomplete or in process with immunizations but do not need an exemption because they are on schedule.

There is/are also **0 child(ren) enrolled for whom immunizations are not required to be reported because their records are tracked by another site or they attend fewer than 5 days per year.

There is/are also **0 child(ren) 18 months of age or younger who are not required to be finished with their pre-school vaccines because of their age.

Immunization Rates - Fall 2016

How many kids at CCC/CCCC are vaccinated?*



Number of children at the school**: **38**

Percent of children with no immunization or exemption record: **0%**

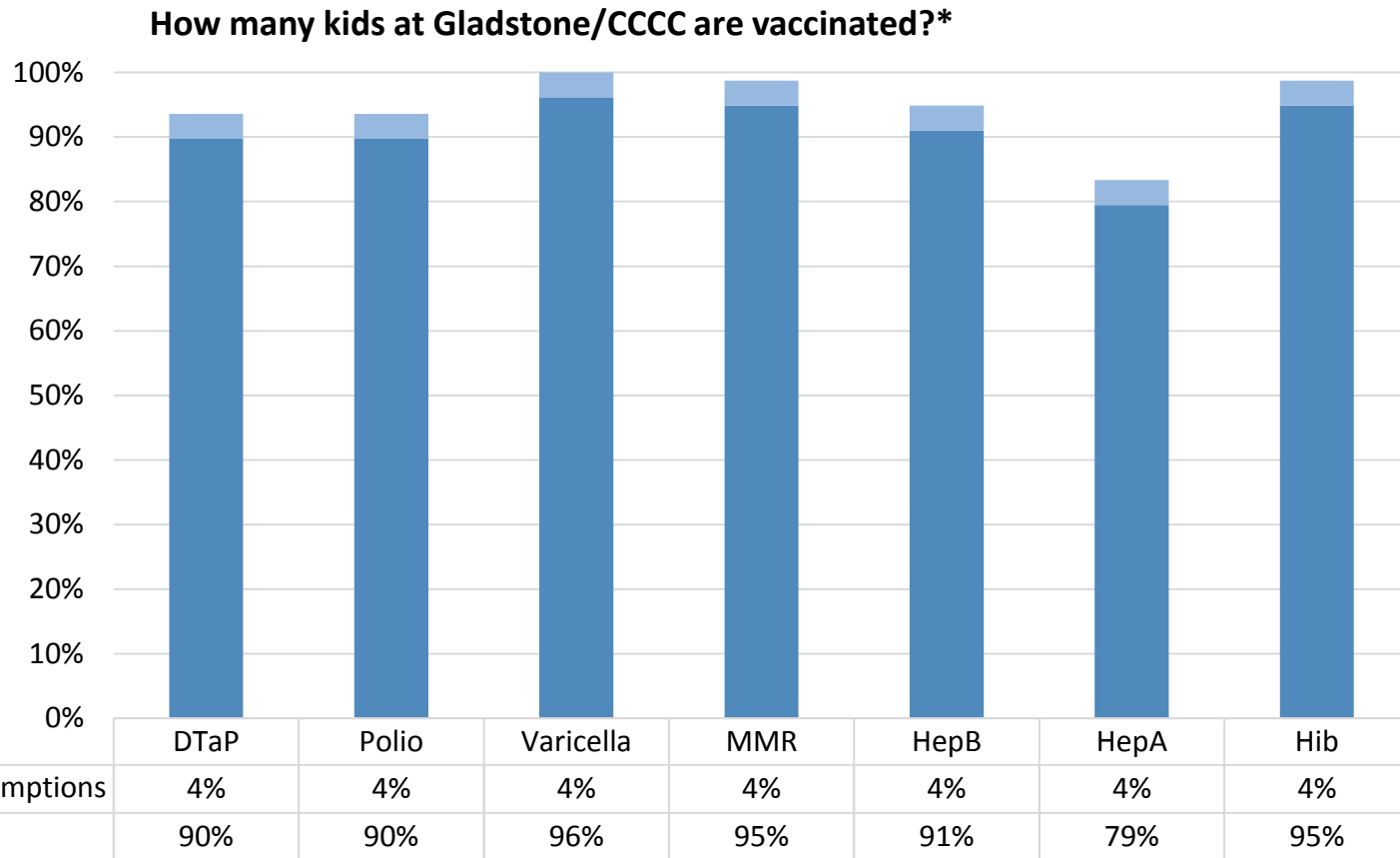
Percent of children with a medical exemption for one or more vaccine(s): **0%**

* Not all immunizations are required for all grades. These numbers may not total 100% if some children have medical exemptions, or are incomplete or in process with immunizations but do not need an exemption because they are on schedule.

There is/are also **0 child(ren) enrolled for whom immunizations are not required to be reported because their records are tracked by another site or they attend fewer than 5 days per year.

There is/are also **0 child(ren) 18 months of age or younger who are not required to be finished with their pre-school vaccines because of their age.

Immunization Rates - Fall 2016



Number of children at the school**: **78**

Percent of children with no immunization or exemption record: **0%**

Percent of children with a medical exemption for one or more vaccine(s): **0%**

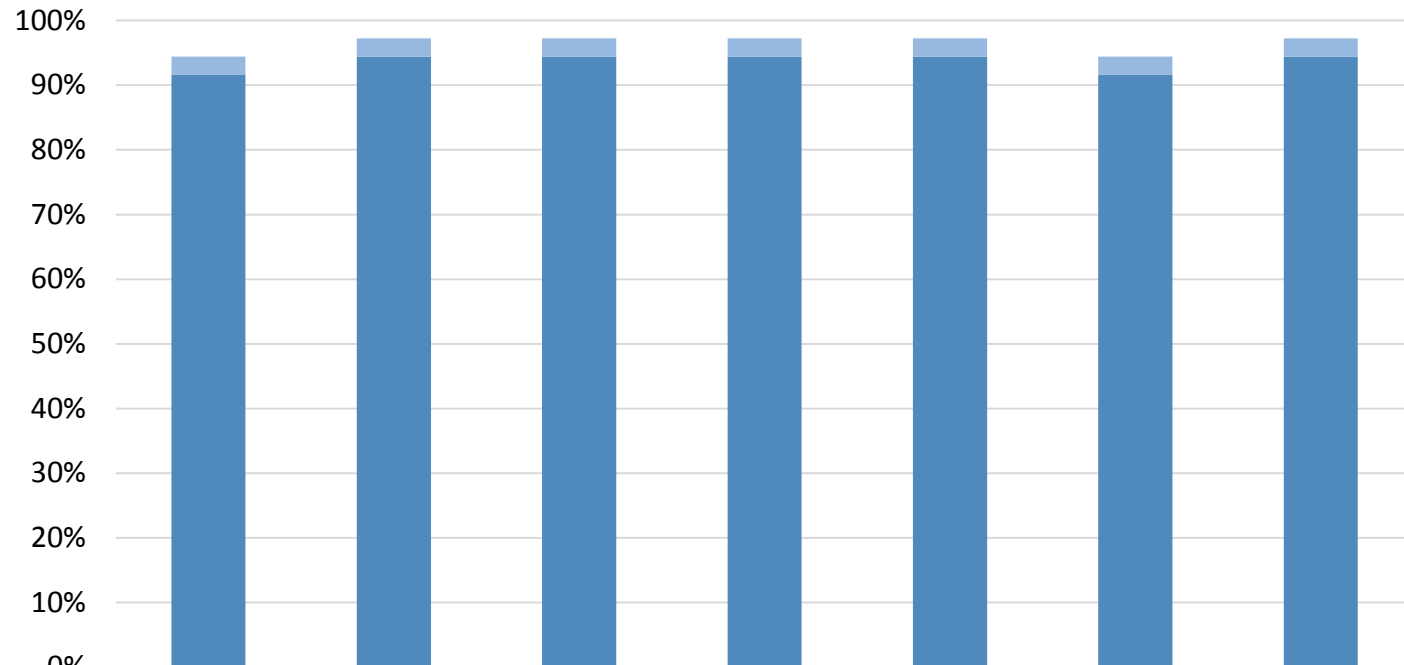
* Not all immunizations are required for all grades. These numbers may not total 100% if some children have medical exemptions, or are incomplete or in process with immunizations but do not need an exemption because they are on schedule.

There is/are also **0 child(ren) enrolled for whom immunizations are not required to be reported because their records are tracked by another site or they attend fewer than 5 days per year.

There is/are also **0 child(ren) 18 months of age or younger who are not required to be finished with their pre-school vaccines because of their age.

Immunization Rates - Fall 2016

How many kids at Mulino/CCCC are vaccinated?*



	DTaP	Polio	Varicella	MMR	HepB	HepA	Hib
% Nonmedical Exemptions	3%	3%	3%	3%	3%	3%	3%
% Vaccinated	92%	94%	94%	94%	94%	92%	94%

Number of children at the school**: **36**

Percent of children with no immunization or exemption record: **0%**

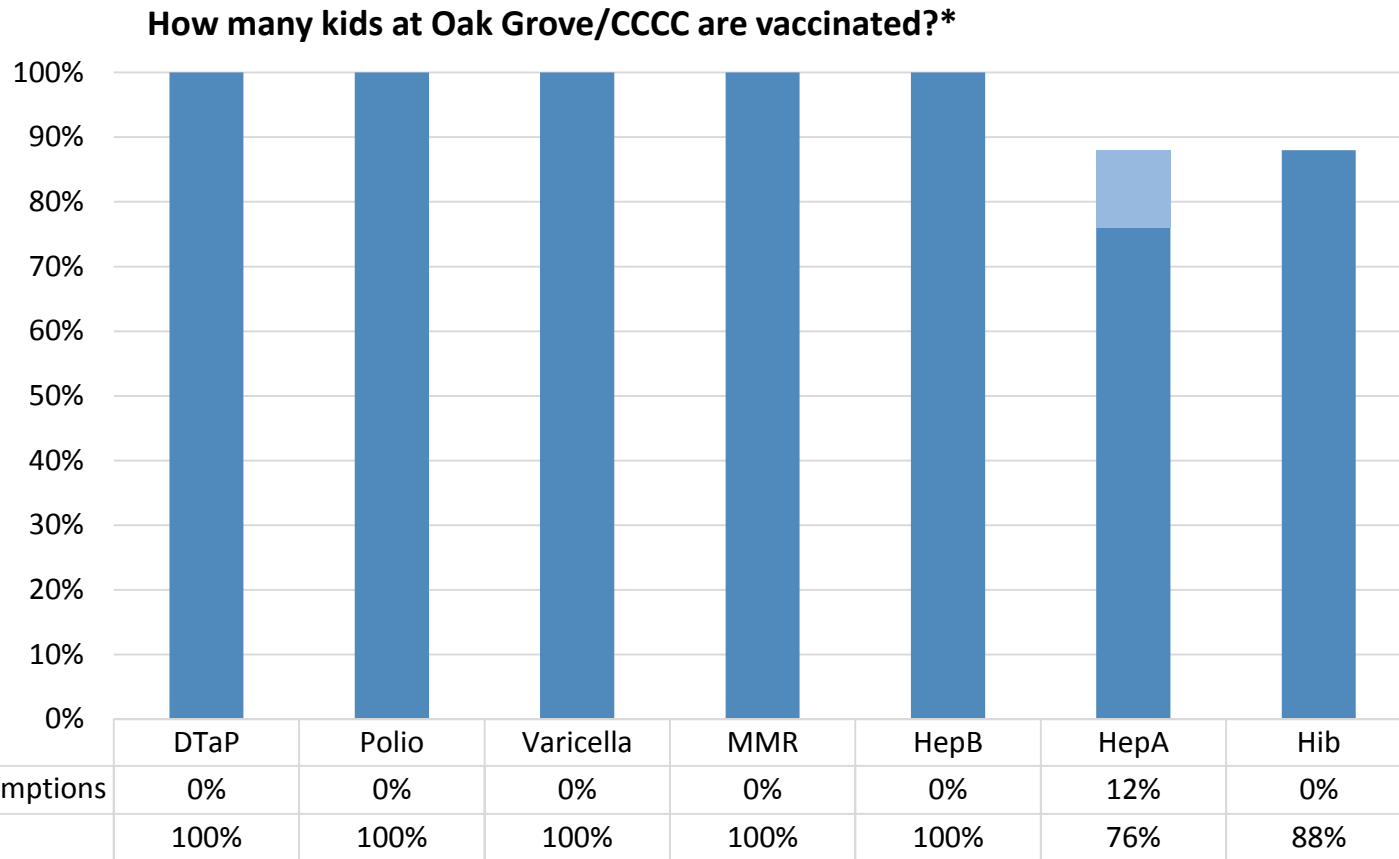
Percent of children with a medical exemption for one or more vaccine(s): **0%**

* Not all immunizations are required for all grades. These numbers may not total 100% if some children have medical exemptions, or are incomplete or in process with immunizations but do not need an exemption because they are on schedule.

There is/are also **0 child(ren) enrolled for whom immunizations are not required to be reported because their records are tracked by another site or they attend fewer than 5 days per year.

There is/are also **0 child(ren) 18 months of age or younger who are not required to be finished with their pre-school vaccines because of their age.

Immunization Rates - Fall 2016



Number of children at the school**: **17**

Percent of children with no immunization or exemption record: **0%**

Percent of children with a medical exemption for one or more vaccine(s): **0%**

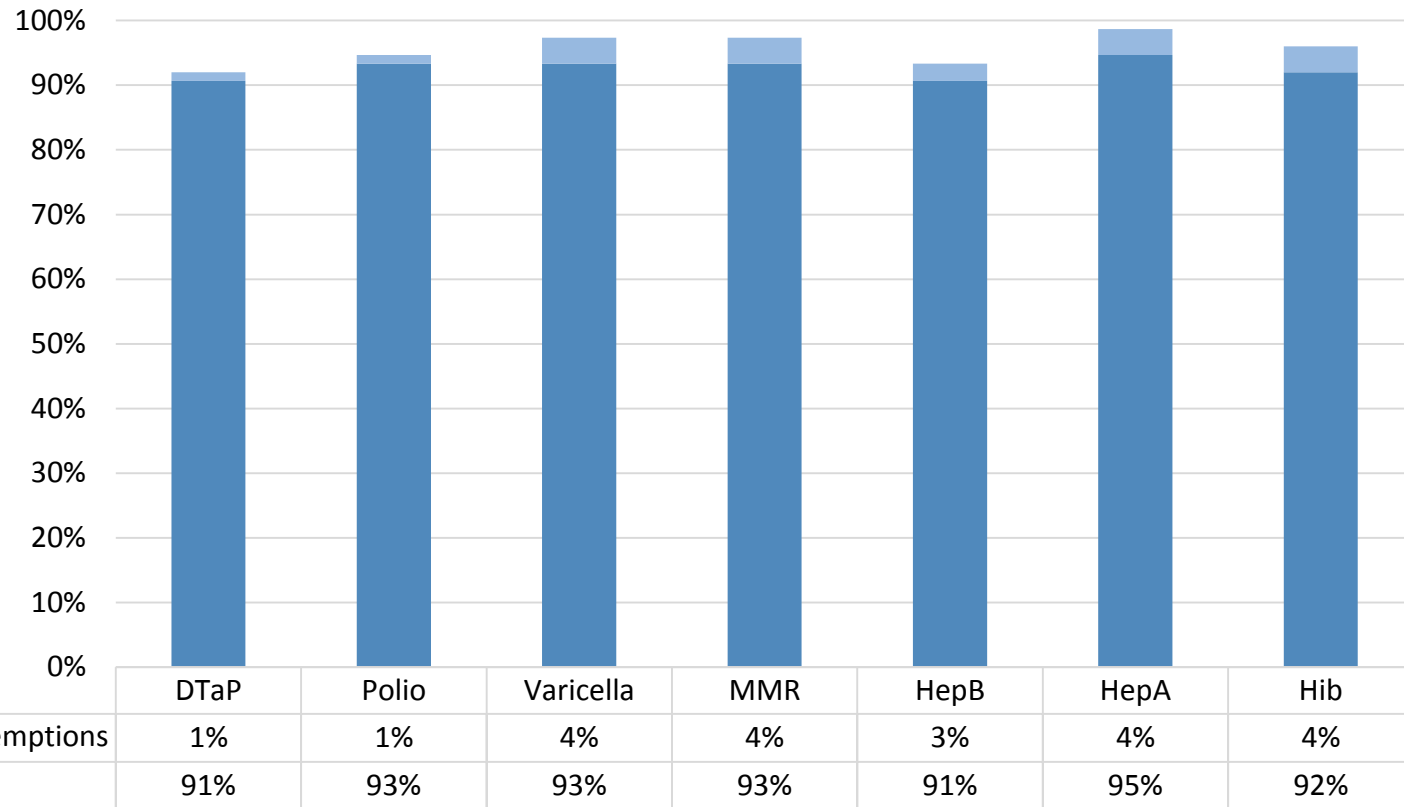
* Not all immunizations are required for all grades. These numbers may not total 100% if some children have medical exemptions, or are incomplete or in process with immunizations but do not need an exemption because they are on schedule.

There is/are also **0 child(ren) enrolled for whom immunizations are not required to be reported because their records are tracked by another site or they attend fewer than 5 days per year.

There is/are also **0 child(ren) 18 months of age or younger who are not required to be finished with their pre-school vaccines because of their age.

Immunization Rates - Fall 2016

How many kids at OCVM/CCCC are vaccinated?*



Number of children at the school**: **75**

Percent of children with no immunization or exemption record: **0%**

Percent of children with a medical exemption for one or more vaccine(s): **1%**

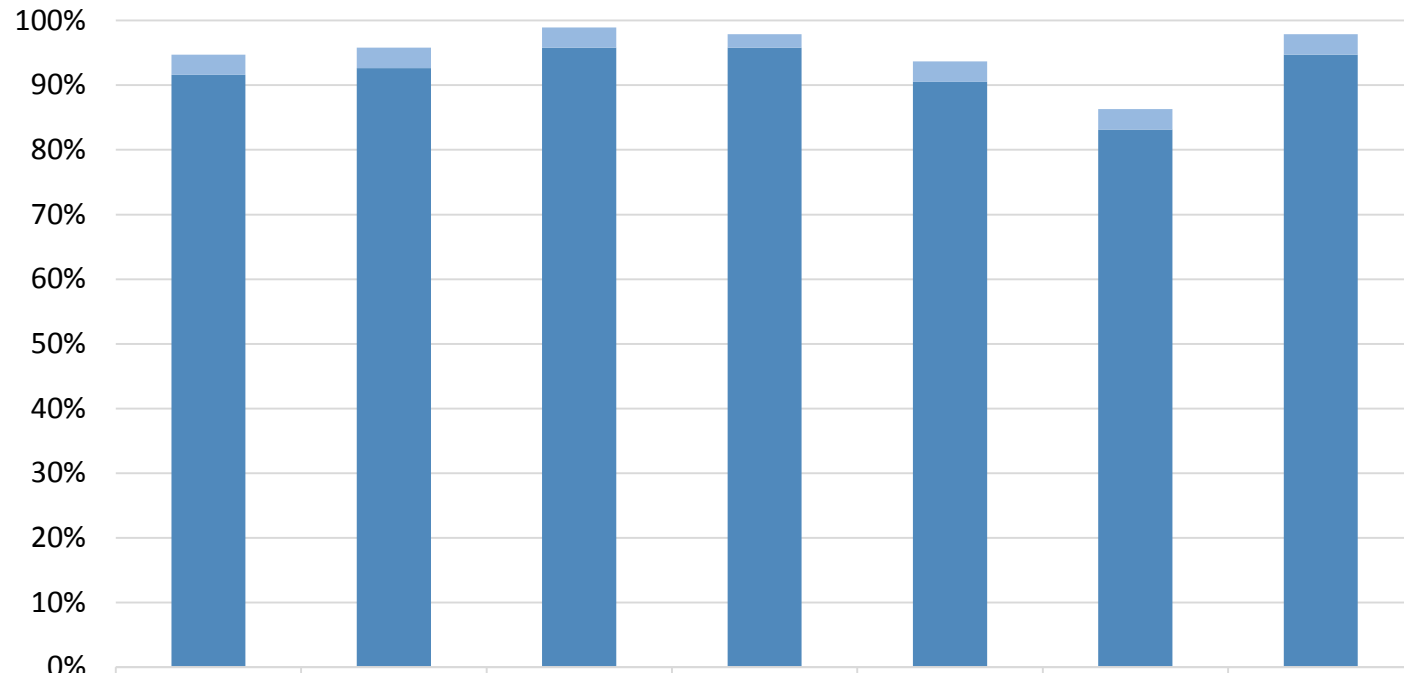
* Not all immunizations are required for all grades. These numbers may not total 100% if some children have medical exemptions, or are incomplete or in process with immunizations but do not need an exemption because they are on schedule.

There is/are also **0 child(ren) enrolled for whom immunizations are not required to be reported because their records are tracked by another site or they attend fewer than 5 days per year.

There is/are also **0 child(ren) 18 months of age or younger who are not required to be finished with their pre-school vaccines because of their age.

Immunization Rates - Fall 2016

How many kids at River Road/CCCC are vaccinated?*



■ % Nonmedical Exemptions	3%	3%	3%	2%	3%	3%	3%
■ % Vaccinated	92%	93%	96%	96%	91%	83%	95%

Number of children at the school**: **95**

Percent of children with no immunization or exemption record: **0%**

Percent of children with a medical exemption for one or more vaccine(s): **0%**

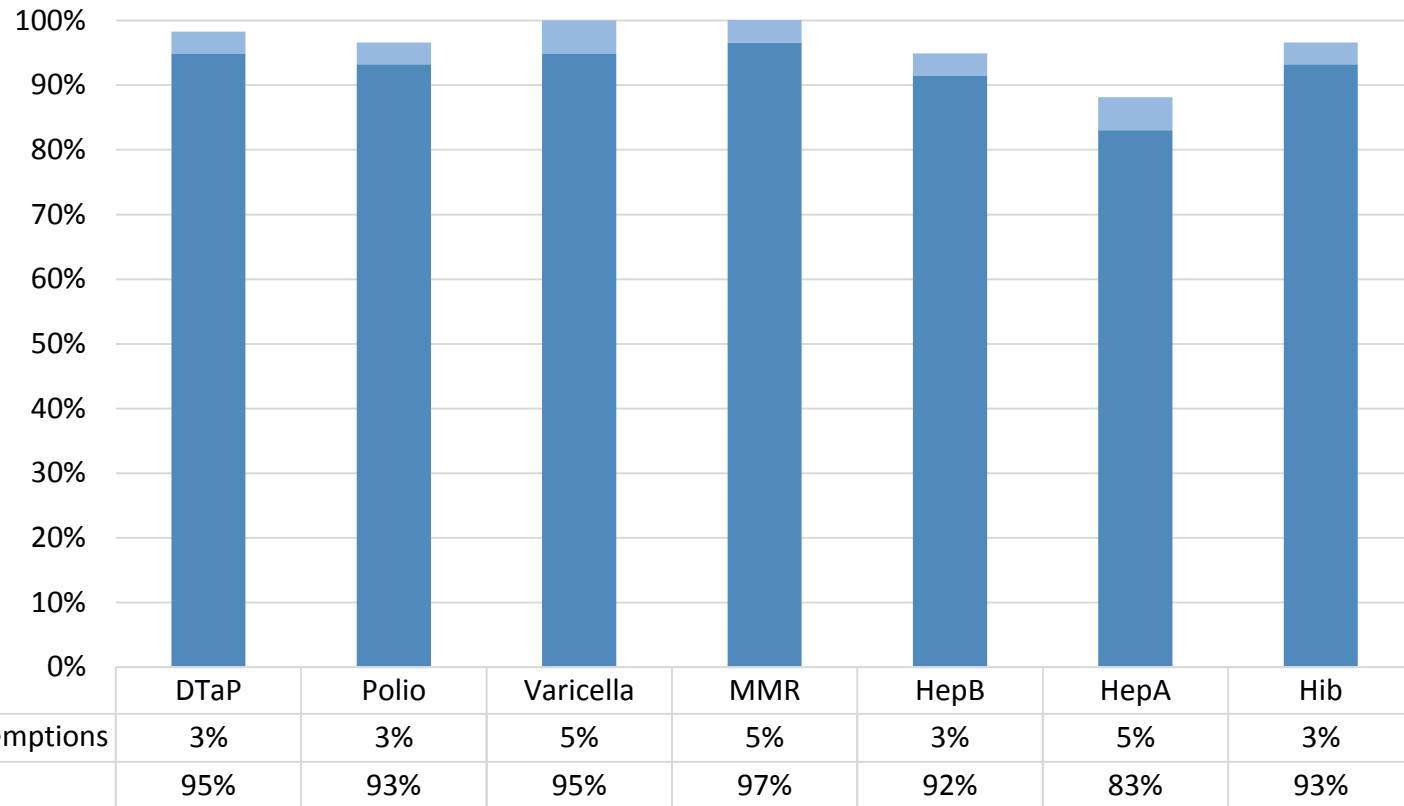
* Not all immunizations are required for all grades. These numbers may not total 100% if some children have medical exemptions, or are incomplete or in process with immunizations but do not need an exemption because they are on schedule.

There is/are also **0 child(ren) enrolled for whom immunizations are not required to be reported because their records are tracked by another site or they attend fewer than 5 days per year.

There is/are also **0 child(ren) 18 months of age or younger who are not required to be finished with their pre-school vaccines because of their age.

Immunization Rates - Fall 2016

How many kids at Sandy Ridge/CCCC are vaccinated?*



Number of children at the school**: **59**

Percent of children with no immunization or exemption record: **0%**

Percent of children with a medical exemption for one or more vaccine(s): **0%**

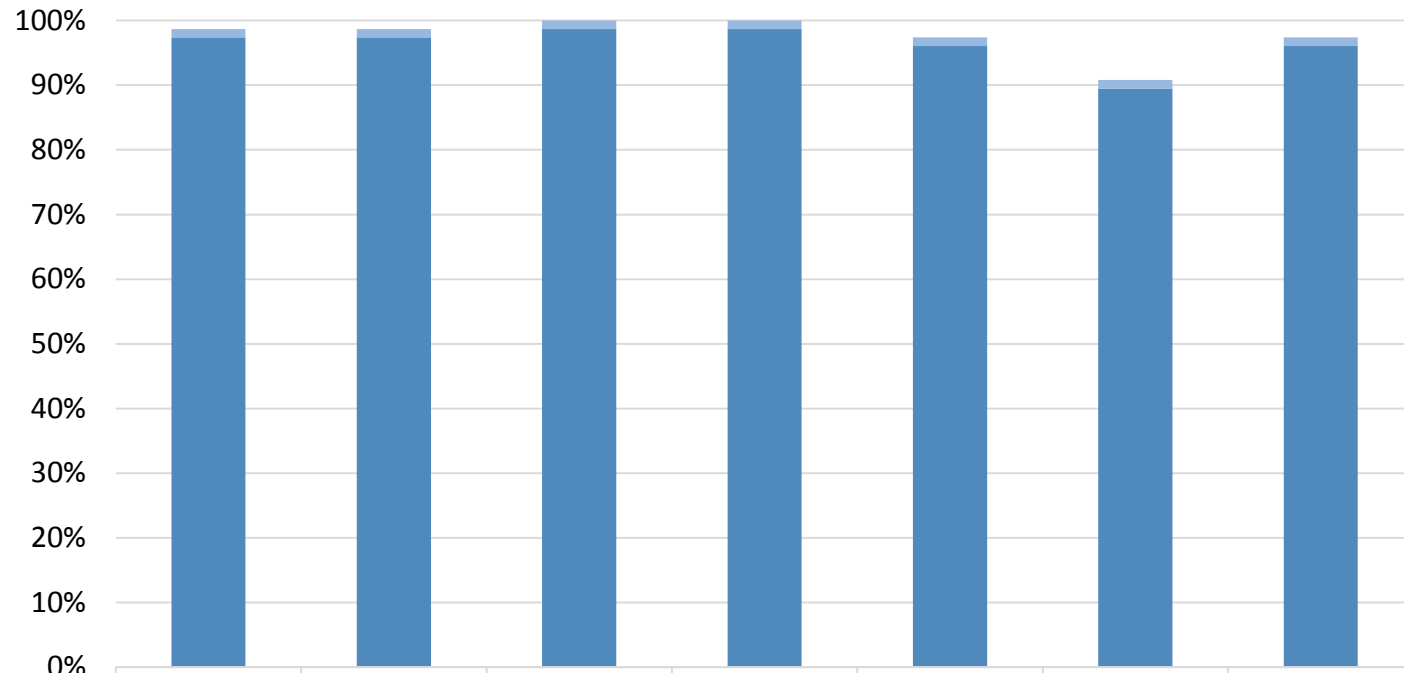
* Not all immunizations are required for all grades. These numbers may not total 100% if some children have medical exemptions, or are incomplete or in process with immunizations but do not need an exemption because they are on schedule.

There is/are also **0 child(ren) enrolled for whom immunizations are not required to be reported because their records are tracked by another site or they attend fewer than 5 days per year.

There is/are also **0 child(ren) 18 months of age or younger who are not required to be finished with their pre-school vaccines because of their age.

Immunization Rates - Fall 2016

How many kids at Wichita/CCCC are vaccinated?*



% Nonmedical Exemptions	1%	1%	1%	1%	1%	1%
% Vaccinated	97%	97%	99%	99%	96%	96%

Number of children at the school**: **76**

Percent of children with no immunization or exemption record: **0%**

Percent of children with a medical exemption for one or more vaccine(s): **0%**

* Not all immunizations are required for all grades. These numbers may not total 100% if some children have medical exemptions, or are incomplete or in process with immunizations but do not need an exemption because they are on schedule.

There is/are also **0 child(ren) enrolled for whom immunizations are not required to be reported because their records are tracked by another site or they attend fewer than 5 days per year.

There is/are also **0 child(ren) 18 months of age or younger who are not required to be finished with their pre-school vaccines because of their age.